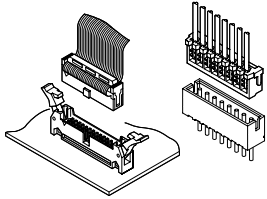


APPLICATION TOOLING

ID tools and machines

The arrow mark indicates the press that is applicable to the applicator.

ID tools and machines



Auto. ID machines for discrete wires
BCD-M5BP



Auto. ID machines for shielded wires
SCD-M15B



Auto. ID machines for 2.5 mm
& 2 mm pitch jumper wires

RCD-M9BE



Auto. ID machines for multi-harnesses

CAM-M12B



CAM-M35B



ID applicator for discrete wires and jumper wires
H2 series

ID applicator for 1.27 mm pitch ribbon cables
HID series

ID applicator for discrete wires and jumper wires
H2A series

ID applicator for 1.27 mm pitch ribbon cables
FP series

Hand press

HPD-M2A **HPD-M2A-HID**

Specifications

- Dimensions: (W × L × H) 130 × 280 × 383 mm
- Weight: Approx. 7 kg (15 lb)

Note: The difference between the HPD-M2A and the HPD-M2A-HID is the main shaft. HPD-M2A is for the H2A series applicators. HPD-M2A-HID is for the HID series applicators.

Pneumatic press

AP-2H

Versatile press applicable to various ID applicators.

Specifications

- Dimensions: (W × L × H) 184 × 302 × 491 mm
- Weight: Approx. 30 kg (66 lb)
- Air pressure: 490 to 690 kPa (5 to 7 kgf/sq.cm)
- Strokes: 50 max./minute
- Pressure output: Approx. 7.5 kN (Approx. 760 kgf) when air pressure is 490 kPa (5 kgf/sq.cm)
- Operation method: Air-operated foot valve
- Dies: Applicator replacement

Pneumatic press

AP-2

Versatile press applicable to various ID applicators.

Specifications

- Dimensions: (W × L × H) 141 × 252 × 301 mm
- Weight: Approx. 16 kg (35 lb)
- Air pressure: 490 to 690 kPa (5 to 7 kgf/sq.cm)
- Strokes: 50 max./minute
- Pressure output: Approx. 3.8 kN (390 kgf) when air pressure is 490 kPa (5 kgf/sq.cm)
- Operation method: Air-operated foot valve
- Dies: Applicator replacement

Note: For the HR connectors, please use AP-2H press that provides bigger pressure output.

Pneumatic press

AP-2D

Pneumatic press for 1.27 mm ribbon cable connectors. Operation is easy and safe as the connector and cable can be set while the sliding applicator is drawn out of the terminating section.

Specifications

- Dimensions: (W × L × H) 141 × 252 × 301 mm
- Weight: Approx. 16 kg (35 lb)
- Air pressure: 490 to 690 kPa (5 to 7 kgf/sq.cm)
- Strokes: 50 max./minute
- Applicable connectors: JST's RA, RC & RX connectors when air pressure is 490 kPa (5 kgf/sq.cm)
- Pressure output: Approx. 3.8 kN (Approx. 390 kgf) when air pressure is 490 kPa (5 kgf/sq.cm)
- Operation method: Air-operated foot valve
- Dies: Applicator replacement

Pneumatic press

MP-2A

Simple and compact pneumatic press without electrically controlled unit.

Specifications

- Dimensions: (W × L × H) 180 × 150 × 250 mm
- Weight: Approx. 10 kg (22 lb)
- Air pressure: 490 to 690 kPa (5 to 7 kgf/sq.cm)
- Dies: Die-Main body integrated
- Strokes: 50 max./minute

Optional: Control unit for pneumatic presses

MP-CU

The filter regulator & pressure switch help to make reliable operation even under the air condition is not stable. Light and compact.

Specifications

- Dimensions: (W × L × H) 200 × 300 × 230 mm
- Weight: Approx. 5 kg (11 lb)
- Power source: 100/115/220/240 VAC, single-phase, 50/60 Hz
- Air pressure: 490 to 690 kPa (5 to 7 kgf/sq.cm)
- Accessories: Foot switch, power cord

Pistol tool for discrete wires and jumper wires

IDB-12



<Made in Germany>

Specifications

- Dimensions: (W × L × H) 23 × 135 × 175 mm
- Weight: 270 g (1 lb)
- Dies: Head adaptor (IDH series) replacement
- Compact, light and maintenance free. No inspection or lubrication is necessary.

		Hand press: HPD-M2A Pneumatic press: AP-2 or AP-2H Applicator	Hand press: HPD-M2A Applicator	Hand press: HPD-M2A-HID Applicator
Connector		H2A series 	H2 series 	HID series 
Pitch (mm)	Series			
0.6	XSR	H2A-XSR	H2-XSR33ED-X	—
0.8	SUR	H2A-SUR	H2-SUR30ED-X	—
1.0	CS	H2A-CSR	H2-CSR31ED-X	—
	SR	H2A-SR	H2-SR20ED-X	—
	SSR	H2A-SSR	H2-SSR20ED-X	—
	ASR	H2A-ASR	H2-ASR20ED-X	—
1.5	CZ	H2A-CZ	H2-CZ20ED-X	—
	ZR	H2A-ZR	H2-ZR20ED-X	—
	ZA	H2A-ZA	H2-ZA20ED-X	—
	KR (Note 3)	H2A-KR/XR	H2-KR/XR20ED-X	—
2.0	KRD	H2A-KRD	H2-KRD20DD-Y	—
	CK (Note 4)	H2A-KR/XR	H2-KR/XR20ED-X	—
	CR	H2A-CR	H2-CR20ED-X	—
	DR	H2A-DR	H2-DR20ED-X	—
	DA	H2A-DA	H2-DA20ED-X	—
	DD	H2-DD/DS20ED-X	H2-DD/DS20ED-X	—
	DS	—	—	—
2.5	NR	H2A-NR	H2-NR20ED-X	—
	NRD	H2A-NRD	H2-NRD20DD-Y	—
	HR	H2A-HR	H2-HR20ED-X	—
	DB	H2A-DB	H2-DB20ED-X	—
	DG	H2A-DG	H2-DG20ED-X	—
	BR	H2A-BR	H2-BR20ED-X	—
2.54	RA	—	—	HID-RA/RX
	RC	—	—	HID-RC
	RX	—	—	HID-RA/RX
3.96	VR	H2A-VR	H2-VR15DD-Y	—
Ribbon cable cutter		—	—	HID-FC

Note 1: ID tools for the standard KR series connectors are not applicable to the ()KR-4K-** connectors. For ()KR-4K-**, use the tools for the CR series connectors.
 2: ID tools for the standard CK series connectors are not applicable to the ()CK-6H-** connectors. For ()CK-6H-**, use the tools for the KRXR series connectors.

		Pneumatic press: AP-2H Electric press: AP-K2N Applicator	Pneumatic press: AP-2D Applicator	Pistol tool: IDB-12 Head adaptor	Connector	
		MKD-LR with die set 	FP series 	IDH series 	Series	Pitch (mm)
		—	—	—	XSR	0.6
		—	—	—	SUR	0.8
		—	—	—	CS	1.0
		—	—	—	SR	
		—	—	—	SSR	
		—	—	—	ASR	
		—	—	—	CZ	1.5
		—	—	—	ZR	
		—	—	IDH-ZR12	ZR	
		—	—	—	ZA	
		MKD - LR + MKD-LR-DS-KR	—	IDH-KR12	KR (Note 3)	2.0
		—	—	—	KRD	
		—	—	—	CK (Note 4)	
		—	—	—	CR	
		—	—	IDH-DR12	DR	
		MKD - LR + MKD-LR-DS-DA	—	IDH-DA12	DA	
		—	—	IDH-DD/DS12	DD	
		—	—	—	DS	
		—	—	IDH-NR12	NR	2.5
		MKD - LR + MKD-LR-DS-HR	—	—	NRD	
		—	—	IDH-HR12	HR	
		MKD - LR + MKD-LR-DS-DB	—	IDH-DB/DC12	DB	
		—	—	—	DG	2.54
		—	—	—	BR	
		—	FCD-DS FP2-RA/RX	—	RA	
		—	FCD-DS FP2-RC	—	RC	
		—	FCD-DS FP2-RA/RX	—	RX	3.96
		—	—	IDH-VR12	VR	
		—	—	—	—	Ribbon cable cutter